

**GUIDE**

**MINES SAINTE**

*Mines International Students*  
**MIS**



**ENGLISH VERSION**

# INDEX

<b>MINES INTERNATIONAL STUDENTS</b>	<b>3</b>
Board	3
Communication pole	3
Events pole	3
Description	4
<b>THE ÉCOLE DES MINES DE SAINT-ÉTIENNE</b>	<b>5</b>
<b>The Maison des Élèves</b>	<b>8</b>
Around the ME	9
<b>The Associative life</b>	<b>9</b>
<b>The city of Saint-Étienne</b>	<b>10</b>
<b>Transports</b>	<b>10</b>
Useful lines from the ME During the day	10
Carte OÙRA	11
How to get to the "Maison des Elèves" (ME)	11
How to get to the Ecole des Mines (main building, 158 cours Fauriel)	13
<b>The city</b>	<b>14</b>
Saintépass	14
Places to visit	15
To hang out	18
<b>Administrative procedures</b>	<b>21</b>
<b>CAF</b>	<b>21</b>
<b>Health</b>	<b>22</b>
Sécurité Sociale	22
Mutuelle	22
<b>Banks</b>	<b>22</b>
<b>OFII</b>	<b>23</b>
<b>Phone number</b>	<b>23</b>
<b>ANNEXES</b>	<b>24</b>
<b>Important contacts</b>	<b>24</b>
MIS	24
Ecole	24
<b>ME</b>	<b>24</b>
<b>Others</b>	<b>25</b>
Library schedule	25
<b>Key words</b>	<b>25</b>

# MINES INTERNATIONAL STUDENTS

---

## Board




Marcelo Lange  
*President*



Michel El-Khoury Favilla  
*Vice-Presidente*



Hind Boustta  
*Secretary*



Luis Marot  
*Treasurer*



Youssef  
Marzouk  
*Responsible  
Events*



Nicole Sofia Rohsig  
*Responsible  
Communication*

## Description

MIS is a group of EMSE students motivated to welcome and integrate new international students (you) as well as to organize activities.

In this guide you will find all important information to know when you arrive.

You also have a sponsor of the association to guide you if you need one.

You can find other foreign students and members of the association on the Facebook group "Mines International Students 2018-2019 / École des Mines de Saint-Étienne". We will also put there all the information concerning the events.

If you have any questions, you can contact your sponsor or any member of the association. You will also find in the appendices of this guide the e-mail addresses of those who wrote it.

Throughout the year, we will organize activities: **visits of the city** at the beginning of September, **a sponsorship meal, evenings, outings** in Pilat (regional park next to Saint-Etienne).

We hope to see many of you at these activities:)

# L'ÉCOLE DES MINES DE SAINT-ÉTIENNE

---

EMSE is an engineering school located in Saint-Etienne, near Lyon. People enter there two or three year after highschool diploma, the Baccalauréat.

Firstly, you can find all the courses and attributed credits by visiting the syllabus of the school on: <http://www.emse.fr/DF/fr/xx274b.php>. You will also find details about different courses on this website.

You're in your "second year" at this school (2A). You have probably already chosen the "major" that you will study: **the field of your courses in the first semester (160h)**. You will also follow the **Toolbox TB3**. In the **second semester**, you will have **two new courses**, called **Toolbox TB1 and TB2**, 40h each, which you will be able to choose.

You will also have, **from the first or from the second semester according to your choice**, a project (**PRICE**) to set up. You choose among different structures (association or company) the one that interests you with three other students. You will then work with this structure for market research or event organisation. The project does not give you notes: you validate it or not. If you don't pass, the school gives you an extra assignment to do. International students have the choice between doing so from the first semester (S7) or the second (S8). The school advises you to do it at S8 and so do we.

**During the summer** (June to August), you will have to do a **3-month internship** (between 10 and 15 weeks). You will have an **internship report** to submit and an oral presentation of your internship in September.

**During the year**, some weeks are reserved for new courses or workshops: these are the **opening weeks** or the **inter-semester**.

Concerning the timetable, you will have classes every day in the morning and afternoon except on Monday and Tuesday afternoons every other day and on Thursday afternoons. On **Monday and Tuesday afternoons**, you will have **every other week of tutoring**. The principle of tutorials is that you prepare a topic, given in advance by the teacher or not, on which you will speak for 40 minutes with the teacher and another student. You're with the same student all semester. Tutoring takes place either at the school or in the ISTP building (school located 4 minutes' walk from the ME, you will find its location on the attached map).

If you are here to attend **master's degree**, you will find courses on the same link of syllabus <http://www.emse.fr/DF/fr/xx274b.php>.

If you do not validate a course, you are enrolled in the "ratrapages" for that course. The "ratrapages" are exam sessions that take place at the beginning of each semester. You go back over the subjects you failed. If you still don't

succeed, you must catch up again. Sometimes catching up is homework instead of exams. **You must validate all subjects to validate your year.**

If you are looking for more information about the courses, you can go to <https://campus.emse.fr> after you create your personal account at the school. You will also find documents uploaded by your teachers.

You can also access to a platform called Promethee where you can find the schedules of your courses and their rooms (<https://promethee.emse.fr/>)

As a student, you have an email address associated with the School. It makes it easier for school staff and students to communicate. You will soon see an incredible number of emails coming, it takes some time to find your way around.

First graders and foreigners are almost all in a residence that is nicknamed "ME". There are also some second-year students and students from a school attached to the EMSE, called the ISTP.

The courses take place in two different buildings:

The "158"



158 Cours Fauriel

*You will find classrooms, computer rooms, library, called SCIDEM, administration offices or teachers. In the library (see schedules in appendix), you can borrow books or magazines, print in black and white or in colors for free.*

L'Espace Fauriel



29 Rue Pierre et Dominique Ponchardier

Tutoring in English or French will sometimes take place in the ISTP building:



*Rue de Copernic*

*You will find their location on the attached map.*

*For some courses in a specific major/ toolbox you will need to go to the CIS located at the north hospital*



# “LA MAISON DES ÉLÈVES”



20 boulevard Alexandre de Fraissinette

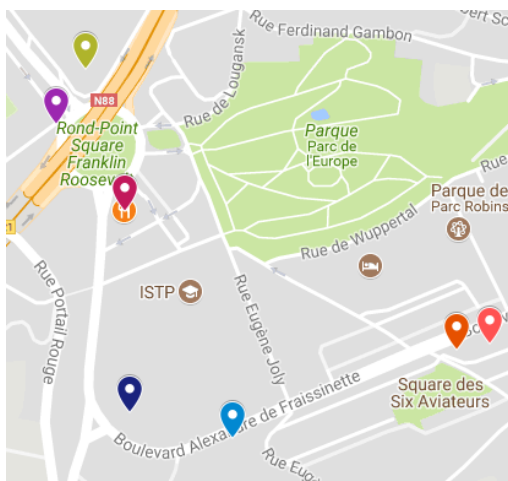
The ME is a residence reserved for EMSE or ISTP students (see attached keywords). Students in their first year and foreign students in their second year stay mainly. This is where most of the activities organised by the associations take place.

You can contact the ME administration at +33477429300 or visit them directly, the offices are at the ME after the entrance portal.

Many activities are organized at the ME!

In the common room, called the "Cercle", there are sofas, baby foots and a bar managed by the association "Le Cercle". At the beginning of the year, the bar is open almost every evening, run by groups of 6 students. This is called a "perm". The Circle is also used for meals or brunches organized by the BDE or MIS.

In the "Description of services" section, you will find a list of all the rooms or facilities available in the residence.



## Autour de la ME

Around the ME, you have a 5-minute walk to a [company restaurant](#) (where you can eat) open for lunch from 11:30 to 16:00, a roundabout where you have a supermarket ([Casino](#)), a [bakery](#), a [Quick](#) and the Métare district where there is a bakery, a supermarket ([Carrefour](#)), a [pharmacy](#) and vending machines.

You will find the housing offers and infrastructures in the annexes

# THE ASSOCIATIVE LIFE

---

There are three main associations: the BDE, the BDS and the BDA, respectively students' office, sports and arts.

**The BDE (Students' union)** is the association that organizes all kinds of activities: parties, outings, meals. He even delivers breakfasts to the ME from time to time. It is composed of about fifty active members from second-year.

**BDS (Sport association)** is the association that organizes sports activities and manages sports fees. It is composed of about ten active members.

**The BDA (Art association)** is the association that organizes artistic activities. They manage various artistic workshops (tango, drawing, salsa and many others). They also organize cultural events such as an outing to see the Festival of Lights, tickets and visits to the Opera House of Saint-Etienne at reduced prices and "open scenes": shows where students can sign up to show their musical, humorous and other talents. All talents are accepted!

All the members of those bureaux are elected by lists the previous year during "**campaigns**". The period of the campaigns (February and March), with that of integration (early September) is among the busiest periods of **the year with many activities organized**.

There are also other associations such as the Cercle (see chapter on the ME), the CoME (management of the ME), MiTV (audiovisual association), the Roots (management of the ME's internet network), Vélo'ME (management of the ME's bicycle room), Empire States of Mines (organising RCs (rapenders) with verbal contests, l'Inattentif (editorial staff of the school newspaper), Cuisi'mines (organisation of cooking activities), Crédits'Mines (humanitarian association setting up micro-credits), l'Associflard (association of charcuterie and cheese organising barbecues, for example), Womines (association promoting the place of women on the labour market), Mines studies and projects (association that give students opportunities to practice their knowledge in a professional context, for more information look on [www.mep-je.fr](http://www.mep-je.fr)), etc...

# LA VILLE DE SAINT-ÉTIENNE

---

## Transports

The Saint-Étienne transport network is managed by STAS. There are buses for the entire agglomeration of Saint-Etienne, tramways in the city, and a self-service bicycle system.

Buses in Saint-Étienne - including evening service - end early.

That's why it can be useful to have a bike pass to cycle back to school and end up walking.

### Useful lines from the ME

Bus stops from the "ME": **Lycée Jean Monnet / La Rejaillère.**

Bus app to search for directions: **MOOVIZY** (Google Maps does not display public transport).

#### The day

Two bus lines are available near the ME at the Lycée Jean Monnet stop:

- The 4th to Bellevue which allows to go to Centre 2, the shopping center of the city of Saint-Etienne ;
- The 6<sup>th</sup> to Square Violette which takes you to the two school sites (roundabout stop for the 158 cours Fauriel, Centre des congrès stop for the Espace Fauriel) as well as to the city centre (terminus)
  - To go to the North Hospital ('hospital de nord' in French): take the bus line M4 (direction Bellevue) to the "Bellevue" stop and then take the line T1 tram to the "Hôpital Nord" stop.
  - To go to Auchan ("Centre Deux" Shopping Center): take the bus M4 Line (direction Bellevue) to the "Bellevue" stop and then take the line T1 tram to the "Centre deux" stop.

#### At night

- The line S6 to Marandinière allows you to return from Square Violette to the ME (stop La Rejaillère or Lycée Jean Monnet). The route is a little longer than the route of line 6. To go from the ME to the city centre, take the S6 at the "Lycée Jean Monnet" stop.
- The **noctambus** serves several stations every hour (from midnight to 5 Am on Thursday, Friday and Saturday from the station "Square Violette" to the "Rejaillère" stop. This is the most useful information ☺ for those who like to go out at night in the city center.
  - A bike share system is also set up with terminals throughout the city. Unfortunately, the nearest terminal to the ME is located opposite the Ecole des Mines at 158 Cours Fauriel (10 min on foot).

### Rates

- Subscription for one month 26,5€
- Subscription for one year 214€

- 10 trips 10€ (the ticket is valid for 1h30)
- Tarif bike (per year) 15€

### **OùRA card**

For every subscription, a OùRA card is issued. To do it you have to go to a STAS agency, either at Dorian Square or at Châteaueux station.

Supporting documents

- ID
- A passport photo
- A proof of address
- Student card(or school acceptance card)
- "Ticket promotion" of Sainté Pass

For the bike, it is imperative to go to the Velivert agency in Chateaueux. The same supporting documents are required as for the OùRA card, plus a CB for the deposit.

### **How to get to the "Maison des Elèves" (ME)**

*From Lyon Saint-Exupéry airport to Saint-Étienne Châteaueux station*  
<http://www.lyon.aeroport.fr>

### Option 1

Take the tramway to Lyon Part-Dieu station (Rhônexpress). At the exit of the airport you will find ticket offices to buy tram tickets. The journey time is about 29 minutes and it costs 13.20 (one way) for young people between 12 and 25 years old. If you want more information go to the following link: <http://www.rhonexpress.fr/>

Then take the train (Train Express Régional-TER) to the Saint-Etienne Châteaueux station. You can buy the ticket by going to the link <https://www.voyages-sncf.com> or by using the application Voyages-sncf. You can also buy the tickets on the spot (there are always tickets from Lyon to Saint Etienne and the price is fixed so it is not necessary that you buy it before). With the Youth Card[ <http://www.sncf.com/fr/tarifs-reduits/carte-jeune> ], the ticket costs either €5.80 or €8.70. If you have a ticket other than an e-ticket, **don't forget to stamp your ticket before boarding the train.**



*Machine pour composer les billets*

### Option 2

Take a OuiBus from the airport to the Saint-Étienne Châteaueux train station for 15€.

Link: <http://fr.ouibus.com/fr/bus-lyon-aeroport-ouibus>

### Option 3

Take a Bla Bla Car at an average price of 10€

Link: <https://www.blablacar.fr>

*From Saint-Étienne Châteaueux station to the ME*



The best solution with your luggage is to take a taxi (04 77 25 42 42 or 04 77 32 57 72 - <http://www.radiotaxis-stetienne.com/>). Approximate price: 15 €. Some taxis accept credit card payments (ask first!).

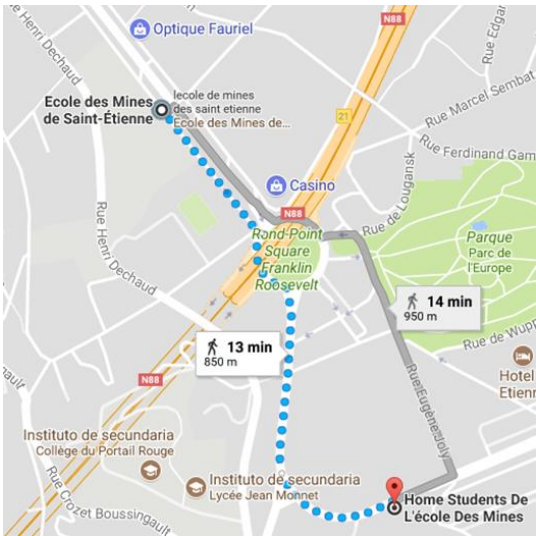
You can also take the bus (STAS): take the bus line STAS N°4 (direction "Bellevue", stop at "La Réjaillère". No bus 4 after 8:00. However, if you arrive after 8pm and do not want to take a taxi, you can take the tram (T2) to Square Violette and take the S6 bus to "La Réjaillère", this option is only

possible until 10:38pm (last S6 bus). If you want more information you can go to the STAS website: <http://www.reseau-stas.fr/>

## How to get to the Ecole des Mines (main building, 158 cours Fauriel)

## De la Maison des Élèves

10 à 15 minutes on foot



## The city



Saint Etienne is a city for all tastes. There are beautiful museums, the city of design and the opera house if you want to get to know the culture of Saint Etienne but if what you like is sport you can go hiking in the magnificent Pilat Park or you can even watch a football match in the Geoffroy-Guichard stadium (le Chaudron).

### Saintépass

First thing to do! Register on [Saintepass.fr](http://Saintepass.fr). Saintépass is a free service offered by the City of Saint-Étienne with partner cultural and sports establishments.

#### ▪Upsides

- Des free of charge or discounts for sports / culture or transport, available upon registration and valid on the dates of your choice (subject to availability)

- Des last minute offers to enjoy free or discounted tickets to many events (concerts, matches, theatre, opera, cinema, etc.)

#### ▪Conditions

- Living or studying in Saint-Étienne

- Be between 16 and 25 years of age at the time of registration

## Places to visit

### Parc-Musée de la Mine



He is the last great witness of the mining adventure of the stéphanois basin. It offers a discovery of the world of mining in the footsteps of miners, with an underground gallery. Besides, it's also an 8-hectare park for everyone! We will visit it with MIS and all new first year students.

### Cité du Design



At the heart of the creative Manufacture-Plaine-Achille district, the Cité du Design is a place of higher education, research and experimentation, conferences and exhibitions.

One of the primary missions of the Cité du Design is to raise awareness of design among all audiences: professionals, public players, academics, the general public, etc.

### Pilat Regional Natural Park




“Le Pilat” is the perfect place to go if you like nature and want some peace and quiet. You can go hiking and walking, during the winter, Nordic skiing, snowshoeing and winter sports or if you want a quieter plan you can always go for a picnic with friends. It's a very nice and quiet place.

### Saint-Victor sur Loire



15 km from Saint Etienne, a typical medieval village. It is known for its 11th century Romanesque castle and church with columns situated next to a magnificent lake. A pretty space with cute and colorful gardens. In addition, during the months of July and August the beach of Saint Victor is open for swimming. There are public transportation services to get there during this time. Just take the bus across from City Hall.

### *Saint-Etienne Opera House*



If you are a rather artistic person, who loves opera, orchestra, theatre or choir, Saint Etienne's opera is for you! It is a theatre located in the heart of the plant garden (33 minutes walk from the ME or 10 minutes by car).

### Geoffroy-Guichard stadium



The Geoffroy-Guichard stadium is mainly used to host ASSE (Association Sportive de Saint-Étienne) matches. Allez les verts !

**To go out**  
*Bars*  
Le BXL



Very appreciated for its pints of beer at 3 euros during Happy Hour (17h-20h).  
A wide choice of beer and food.

Le Soggy Bottom



Another irish pub with affordable beers and a nice atmopshere.

Le Barberousse



Open from Wednesday to Saturday from 20h to 1h30. It is a bar inspired by the world of pirates, there is an atmosphere that is friendly and warm.

#### Crazy Leprechaun

Irish pub that offers you no less than eleven draught beers, as well as traditional beer, non-alcoholic cocktails, alcoholic cocktails, coffee, tea, wines. Happy Hour every day from 6pm to 8pm. Plus, there's a Guinness promo on Tuesday.

Open from 01/11 to 31/12 from 17h30 to 1h30 and it is closed on public holidays.

#### Saint-Patrick

Irish pub. The bar offers student evenings on Thursdays and concerts on Fridays from October to April!

Open all year round, every day from 15h to 1h30. Closed on Sundays except Sundays during ASSE games.

#### Pizza

##### Chez Roberto

##### La Scala

##### Le Stromboli

##### Dominos

Restaurant, pizzeria, grill, bar, brasserie and gelateria italiana

#### To dance all night

##### Bul Club

Bar-Discotheque of 2 floors, 2 atmospheres!

Open all year round. Every day from 0h to 5h except Monday and Sunday.

Happy hours up to 1h

##### Discothèque la Mine

Open all year round, every Wednesday, Thursday, Friday and Saturday from 11pm to 7am.

##### Nùba

Latino bar. Open Wednesday to Saturday.

Wednesday from 23h30 to 4h00. In addition, on this day there are free dance classes from 21:30, and, from Thursday to Saturday from 22:30 to 5:00

From 22h30 to 1h : 100% Latino

From 1h to 5h: latino, hip hop, house

##### Le Kopa

Club - Afterwork - Live Music - DJ - Performers

Open from Wednesday to Saturday, between 23h30 and 5h00

All those free clubs are for free, so don't hesitate to go out !

# ADMINISTRATIVE PROCEDURES

---

## CAF

If you have a student or scientific researcher visa of 3 months or more, you will be eligible for housing assistance in order to finance part of your rent (more specifically the personalised housing assistance, APL).

Steps to follow :

- Step 1: find your accommodation

To qualify for assistance from the Caf, you must have already found your accommodation and be a tenant or roommate.

- Step 2: Estimate your allowance online

Before you start applying for housing assistance, do a simulation on <https://www.caf.fr>. This will allow you to know, in a few minutes, an estimate of the amount of your help.

- Step 3: Prepare some documents

You must bring with you as soon as you arrive in France:

- French RIB
- Passeport/visa or ID for europeans
- Birth certificate in your mother tongue and translated into French
- If your stay is longer than 3 months, you must apply to the OFII (immigration) and present the stamp to CAF to avoid the suspension of your rights. (Except EEU)
- Student card

- Step 4: Make your request: The application is made online (if you do not yet have a CAF account you are not a beneficiary)

Link to apply:

<https://wwwd.caf.fr/wps/portal/caffr/aidesetservices/lesservicesenligne/fair-eunedemandedeprestation/aideaulogement/>

Housing assistance is effective from the month following your entry into the premises. The first payment is usually made two months after the request.

For example: if you apply online in September, your entitlement will open in October and you will receive your first payment in early November.

Link for more information: <https://www.caf.fr/>

## Health

### Sécurité Sociale

The “Sécurité sociale” is the public health system in France. By joining social security, a large part of your expenses will be reimbursed (70% for most services). Currently in France, the service used is called AMELI. For foreign students it usually takes more than 4 months to open an account and receive a vital card. So don't be scared :p

## **Mutual Insurance**

The mutual insurance is a service that allows you to extend your refunds up to 100% for all services. The school recommends SMERRA. You will find all the additional information on their website: <https://smerra.fr>

## **Banks**

The association has an agreement with the BNP Paribas bank and is therefore the bank chosen by the majority of international students. You'll get 70€ just to open an account with them and a lot of other benefits. In addition, there is an agency next to the school, which is very practical. Normally the bank sends someone from their home to the ME to explain all the procedures to us. They even pre-fill the file. That way, we go to the bank just to "confirm". It's super convenient and your account is opened quickly. For the card, you will receive it one week later.

The ME asks us to take out rental insurance and the bank also takes care of it. With the 70€ we get, we don't even have to spend our own money.

You will also receive a document called RIB (relevé d'identité bancaire). The RIB will be asked very often. With this document, you will be able to make monthly withdrawals (as for your rent at the ME), you will be able to obtain your reimbursements from the SMERRA.

The bank application is also very practical and almost completely eliminates the need to go to the branch. And, besides, it's easy to pay off your buddies after parties. The application also gives you your RIB, so you will always have it with you.

## **OFII**

You don't have to worry about the paperwork for the residence permit. We have, at school, the help of Mrs. Tor. She'll take care of giving you all the information you need.

## **Telephone**

Among the cheapest phone packages, we have selected three. Free Mobile, Bouygues and Sosh. Free is the cheapest, Sosh the most expensive but its network is better. In addition you will have between 20 and 100 Go of internet with 4G, depending on with contract you choose.

<http://mobile.free.fr>

<https://www.bouyguetelecom.fr>

<https://www.sosh.fr/>

Note: For students arriving in September, if you are interested in a mobile subscription, please pay attention to the promotions offered by mobile operators during this month, and which will never occur again during the current year.

# ANNEXES

## Important contacts

### MIS :

Marcelo Lange , [marcelo.lange@etu.emse.fr](mailto:marcelo.lange@etu.emse.fr)

Hind Boustia, [hind.boustia@etu.emse.fr](mailto:hind.boustia@etu.emse.fr)

Louis Marot, [louis.marot@etu.emse.fr](mailto:louis.marot@etu.emse.fr)

Youssef Marzouk, [youssef.marzouk@etu.emse.fr](mailto:youssef.marzouk@etu.emse.fr)

Nicole Sofia, [nicolesofia.rohsig@etu.emse.fr](mailto:nicolesofia.rohsig@etu.emse.fr)

### Personnel École :

Marc Roelens, head of scolarity [roelens@emse.fr](mailto:roelens@emse.fr)

Narjis Kournif, head of incoming mobility [kournif@emse.fr](mailto:kournif@emse.fr)

Carmen Acosta, head of language department [acosta@emse.fr](mailto:acosta@emse.fr)

## ME



Nous avons confirmé votre réservation et vous allez être l'un des résidents de la « ME » (prononcer « Meuh ») à la rentrée 2016, bienvenue chez vous ! Pour vous guider dans les différentes démarches vous trouverez ci-dessous toutes les informations importantes concernant la ME.

### 1. Description du logement

- **Chambre** : 12 m<sup>2</sup>. Literie, bureau, rangements, chaises, frigo, douche et lavabo. Les cuisines et les WC sont collectifs : 386€
- **Studio individuel** : 20 m<sup>2</sup>. Literie, bureau, rangements, chaises, table, kitchenette et salle de bain-wc : 530€
- **Studio équipé Personne à Mobilité Réduite ou couple** : 25 m<sup>2</sup>. Literie, bureau, rangements, chaises, table, kitchenette et salle de bain-wc : 632€
- **T1 Bis** : (pour deux personnes) 30 m<sup>2</sup>. Deux lits, bureaux, chaises, table, rangements, kitchenette, salle de bain-wc : 632€

### LA LOCATION COMPREND

- L'eau froide et chaude, l'électricité, le chauffage
- La connexion à internet via l'ADSL
- Le ménage du logement 2 fois par mois en période scolaire
- Les réparations et la maintenance courante
- La surveillance des locaux 24 h/24 h
- L'accès libre aux équipements collectifs après paiement d'une cotisation annuelle de 20 €

Merci de noter que les draps et linge de toilette ne sont pas fournis.

Les loyers sont payables par prélèvement.

### 2. Cautions pour risque locatif et dégradation des logements

Caution pour garantir les dégradations éventuelles du logement :

- A votre entrée dans un logement, nous exigeons un dépôt de garantie (caution) pour couvrir les possibles dégradations dans le logement. Ce dépôt de garantie est d'un montant d'un mois de loyer, il est encaissé puis restitué à votre départ.

### 3. ASSURANCE HABITATION

Vous devrez souscrire une assurance habitation obligatoire et nécessaire pour couvrir les différents risques (dégât des eaux etc.) liés à votre logement. Le coût de l'assurance habitation dépend du logement et des options que vous choisirez.

### INSURANCE

A tenant's insurance is obligatory to cover damage. The cost will depend on the type of flat and according to the cover option you choose.

## Diverses

## Library Hours

À 10 mn de l'École des Mines et face au Campus Industriel de l'ISTP, la Maison des Élèves propose aux étudiants des logements meublés en résidence service pour des longues ou courtes durées.

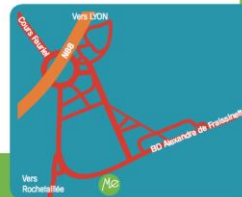
À votre disposition 222 chambres et 143 studios, tous éligibles aux APL dont 5 logements sont accessibles aux personnes à mobilité réduite.

### Vivre à la Maison des Élèves, c'est :

- S'épanouir dans un cadre convivial et accueillant où la vie associative étudiante est dynamique
- Bénéficier d'une assistance administrative continue (mise en place du dossier APL, gestion des relations avec la CAF)
- Profiter d'une assistance technique permanente (maintenance des logements et des parties communes)
- Disposer d'une permanence 24h / 24 et 7j / 7

### Les espaces communs réservés aux résidents :

- 3 salles de sport en intérieur (musculature, squash, foot)
- 2 terrains de sport extérieurs (tennis, basket, citystade...)
- Une cafétéria équipée de babyfoot, billard, musique, wifi et bar associatif
- Une laverie automatique (machines à laver payantes, sèche-linge gratuits)
- Des cuisines collectives pour 20 étudiants
- Une salle des fêtes
- Un local de répétition pour les groupes de musique
- Une salle avec un piano
- Une salle de projection équipée d'un écran et d'un home-cinéma
- 150 places de parking et un local à vélo fermé



Découvrez notre résidence en images :

[www.me-mines-saint-etienne.org](http://www.me-mines-saint-etienne.org)

## SCIDEM

Lundi-Mardi-Mercredi : 8h30 – 18h30

Jeudi – Vendredi : 8h30 – 17h00

Espace Fauriel

Lundi – Jeudi : 8h30 – 12h30 ; 13h15 – 17h00

Vendredi : 8h30 – 12h30 ; 13h15 – 16h00

Keywords

### Course

**Poly:** set of course pages

**TP (practical work) :** computer session on computers

**TD (tutorial):** course booked to train with exercises

**MCQ:** multiple choice questionnaire. Some tests are done from QCM.

**Canvas:** general timetable of the year's courses

### Miscellaneous

**CAF :** Family Allowances Fund

### Places to know for the School :

**The "158":** one of the two main buildings where the courses take place.

Address: 158 cours Fauriel, Saint-Etienne

**The "Fauriel Space":** Second main building where the courses take place

**SCIDEM:** library of the “158” located on the 3rd floor. You can make photocopies, print or scan documents in the library. There are two locations: the first one is “SCIDEM” and the other is in the sixth floor of the “Fauriel Space”. In this case you will need your student card which will be issued to you one to two weeks after your registration at the school.

**ISTP :** Institut Supérieur des Techniques Productiques

**EMSE :** École des Mines de Saint-Étienne

**AST (admitted on title):** these are the foreign students coming to study at the School, for two years and who will receive the engineering diploma

**AL (free auditor):** these are the foreign students coming to study at the School, for one semester or one year.

**ME :** university residence for EMSE or ISTP students.

**R2C :** is the restaurant where most students eat at lunch for 4,8 euro (between 11:30 and 14:00). It is located near the ME (150 meters to the right).